

Caring for a Comatose Turtle

A turtle is considered unresponsive if it doesn't react to flipper pulling or neck pressure and shows no movement on solid ground.

To care for a turtle in distress:

a) Keep the turtle in a shaded area and raise its hindquarters about 20 cm off the ground.

b) Keep it damp with a water-soaked towel.

c) Ensure nostrils are not covered.

d) Check recovery every two hours for up to 24 hours.

If it shows any response, treat it as injured and contact the forest department. If there is no reaction after 24 hours, it is likely deceased.



Safe Turtle Transportation

If transporting a turtle for treatment:


a) Cover it with a damp towel and cool regularly.

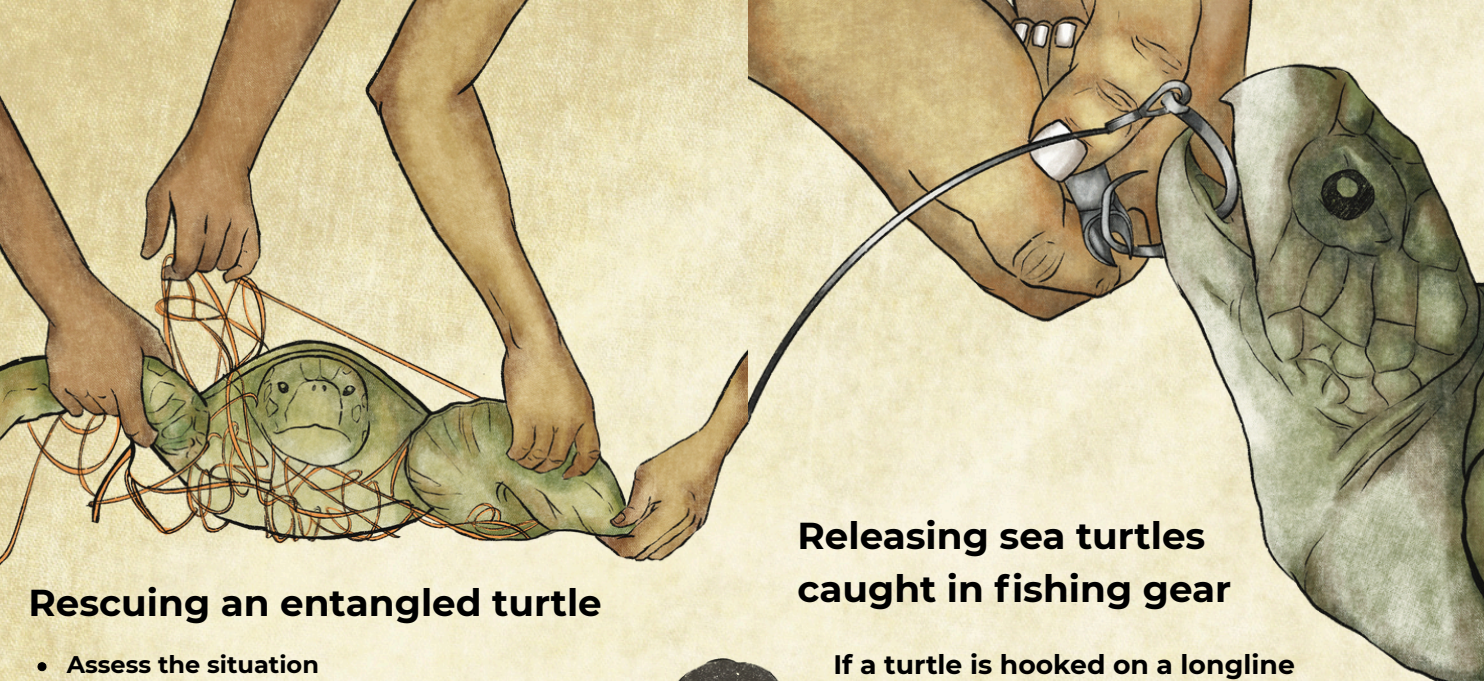
b) Keep it in the shade and avoid turning it on its back.

c) Do not place it in stagnant or dirty water.

d) Minimise handling to reduce stress.

Handling Sea Turtles Entangled in Fishing Nets or Found at Sea





If a turtle is caught in a trawl net

- After retrieving the trawl net and ensuring it's settled on deck, check the end for turtles.
- Gently remove any turtles found.
- Keep the removed turtle separate from the rest of the catch.

Releasing the turtle

After freeing the turtle, follow these steps for a safe release:

- Securely hold the turtle upright, supporting it behind the head.
- Ensure the boat is in neutral with no nets in the water.
- Gently release the turtle from the back of the boat, avoiding any drops onto the deck.
- Always release it gently; never throw the animal into the water.




Releasing sea turtles caught in fishing gear

If a turtle is hooked on a longline

- If the turtle is too large to lift onboard, follow these steps:
 - Gently remove any entangled fishing line.
 - Cut the line close to the hook's eye if visible.
 - Use pliers to remove the hook.
- If the turtle is small, gently lift it onboard to remove the hook and follow the release protocol.

If a turtle is trapped in a gill net

- Reduce tension on the net and gently free the turtle.
- Use clippers to cut the net if necessary.
- Ensure that the turtle can swim freely before resuming operations



Rescuing an entangled turtle

Assess the situation

- Evaluate the turtle's condition.
- If the turtle is in the water, carefully bring it onto the boat or move it to dry land.

Safely lifting the turtle

- For large turtles, two people should grip a front flipper and support near the rear flipper.
- For small turtles, hold the carapace with one hand behind the head and provide support near the rear flipper.
- Always lift the turtle and debris together to reduce stress; avoid pulling the turtle by the debris alone.

Removing the entanglement

- Use a knife to carefully cut any debris free from coral or structures.
- Keep hands away from the turtle's beak to avoid bites.